

## How to set password and register public keys

### URL for registration page

- <https://ccportal.ims.ac.jp/account> (Japanese)
- <https://ccportal.ims.ac.jp/en/account> (English)

### Known problems

- [FX10 (cckf.ims.ac.jp)] Please register again if you registered before April 10, 2014.

### About changing authentication method in RCCS

# About changing authentication method in RCCS

## Overview of authentication

- Only public key authentication is used on frontend server of RCCS.
- Password is used on Web pages for RCCS users.

## How to set password and register public keys

1 Open <https://ccportal.ims.ac.jp/en/account/frontpage>



2 Home  
Home  
User login  
Username \*  
Password \*  
Request new password  
Log in

Press "Request new password".

3 Home » User account  
User account  
Log in Request new password  
E-mail address \*  
E-mail address which is already registered in this system.  
E-mail new password

Enter your email address written in your application.

Then, press "E-mail new password".

Sorry, [redacted] is not recognized as a user name or an e-mail address.

4' Mail to [ccadm@draco.ims.ac.jp](mailto:ccadm@draco.ims.ac.jp) with following items.  
• Reception number  
• User code  
• Name  
• Email address

4 To: [ccadm@draco.ims.ac.jp](mailto:ccadm@draco.ims.ac.jp)  
Subject: [RCCS] Replacement login information for [redacted]  
[redacted],  
A request to reset the password for your account has been made at RCCS.  
You may now log in by clicking this link or copying and pasting it to your browser:  
<https://ccportal.ims.ac.jp/account/user/reset/903/1396371864/uDvw2dh-smnyEnd>

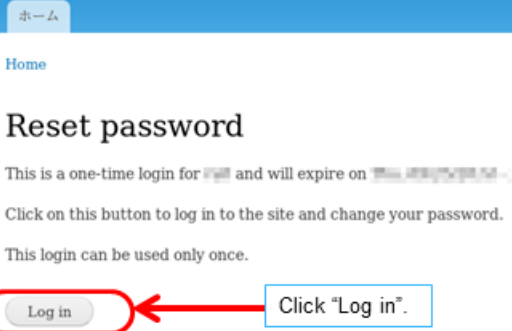
Open the mail which begin with "[RCCS] Replacement login information".

Open this URL with your web browser.

Further instructions have been sent to your e-mail address.

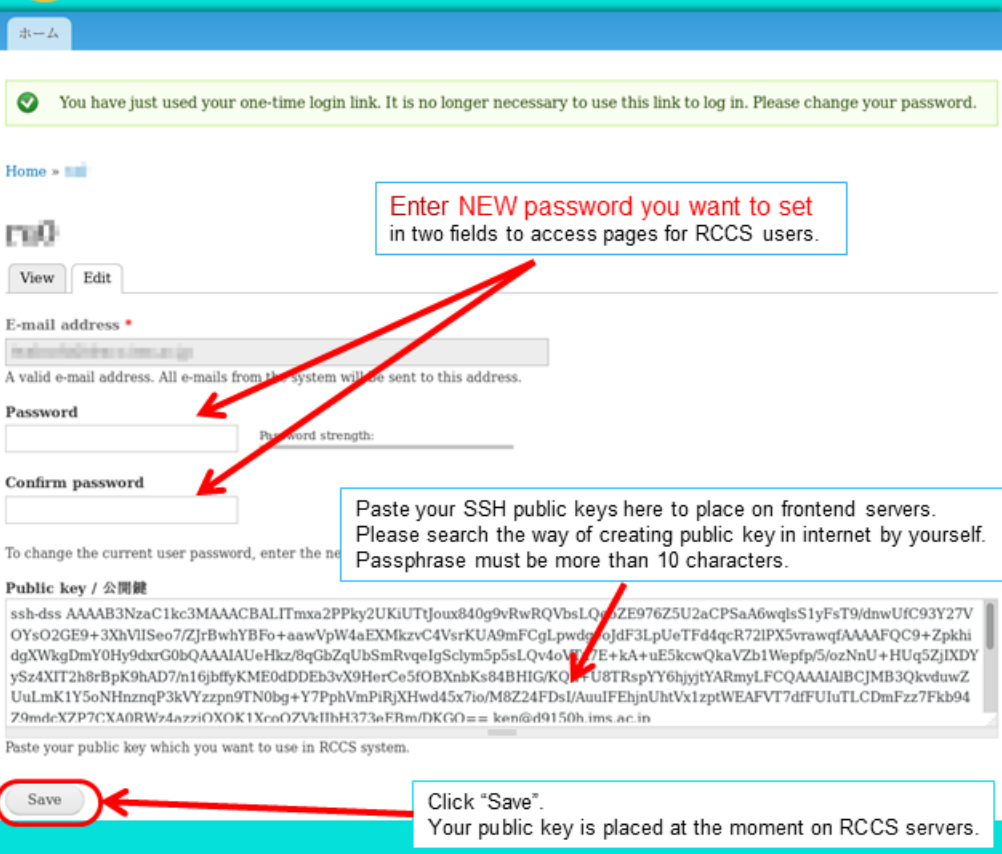
Go to 5 in the next page

5



Click "Log in".

6

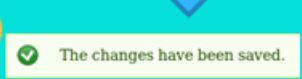


Enter NEW password you want to set in two fields to access pages for RCCS users.

Paste your SSH public keys here to place on frontend servers. Please search the way of creating public key in internet by yourself. Passphrase must be more than 10 characters.

Click "Save". Your public key is placed at the moment on RCCS servers.

7



It is OK if this message is shown. Use the secret key corresponding to the public key when you connect to frontend servers of RCCS.